

Market review

Selsey - PO20 0



NATIONAL MARKET



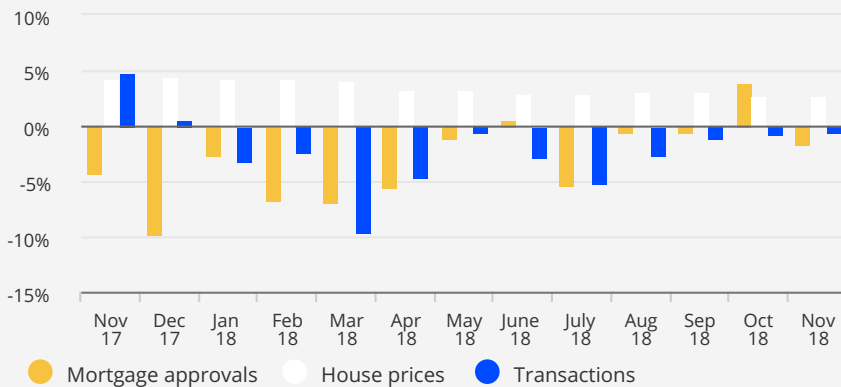
2.8%
UK house price growth,
year to November 2018
Source: ONS

100,930
Transactions in
November, down 0.5%
on a year ago
Source: HMRC

JANUARY 2019

We bring you the latest trends in the UK's housing market, with a detailed focus on Selsey - PO20 0.

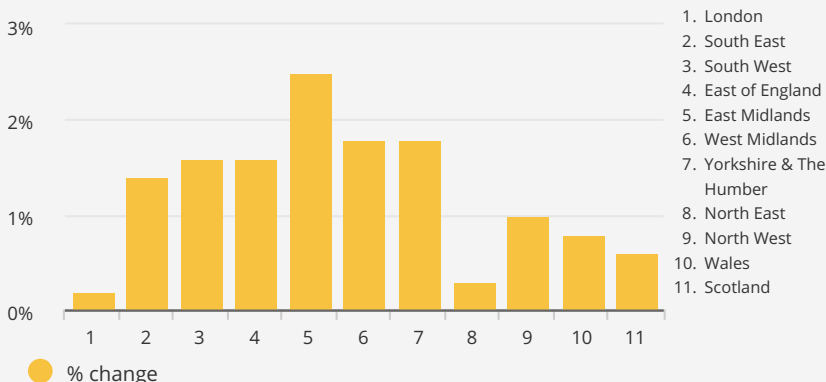
National housing market trends



Average property values over last 12 months

	DETACHED	SEMI-DETACHED	TERRACED	FLAT/APARTMENT
SELSEY - PO20 0	£365,578	£273,134	£217,151	£147,595
SOUTH EAST	£521,848	£340,605	£281,054	£207,962
ENGLAND & WALES	£347,180	£213,938	£179,228	£216,679

Annual change in private rents to December 2018 by region



Source: Dataloft, Land Registry, Bank of England and ONS

House prices

The average price of a property across England and Wales increased by 2.8% in the year to November, a marginal increase on the 2.7% rise in the year to October but down from a rise of 4.4% a year ago.

Economy

The rate of inflation fell back to 2.1% in December, its lowest level in nearly two years, thanks to a fall in petrol prices. The figure is close to the Bank of England's 2% target and may well mean the Bank is less likely to consider any raise in interest rates in the coming months.

Transactions

In the year to November there were 1,089,770 residential transactions recorded across the UK according to the HMRC. This is 3% lower than in the same period a year earlier.

Demand


Mortgage approvals (as monitored by the Bank of England) fell by 2% in November compared to a year earlier although the amount lent increased by 0.7%.

Investment

A ban on charging tenant fees in the private rented sector is set to become law on 1st June 2019, following the final reading of the Tenant Fee's Bill by the House of Lords. Deposits will be limited to a maximum of 5 weeks rent on properties let for under £50,000, with a cap of one weeks rent on holding deposits.

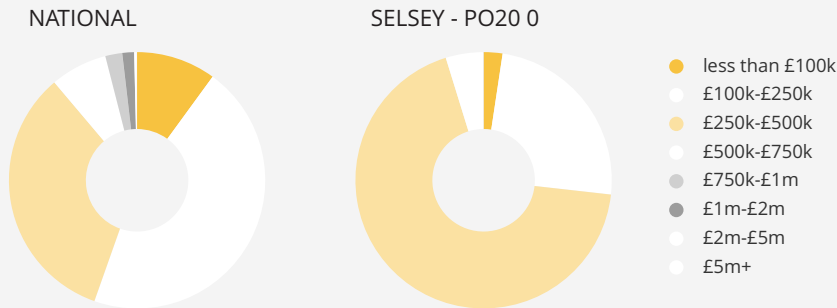
Selsey - PO20 0

LOCAL MARKET ROUND UP

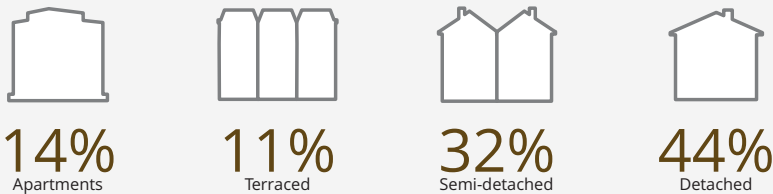


Over the last 12 full months there have been **174 sales** in Selsey - PO20 0. This is a **-18%** change on the previous 12 month period. The average sales price was **£278,531**.

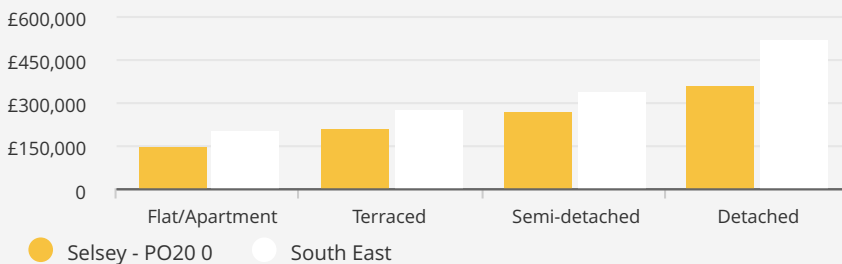
Transactions by price band over the last 12 months



Percentage of sales by property type over last 12 months



Average prices over last 12 months



Source: DataLoft, Land Registry

CONTACT

Mark Swains
01243670765
 mark@astonsofsussex.co.uk

Astons of Sussex
 1 New Parade
 Chichester
 PO20 8EA

THE LAST 3 MONTHS, TOP 3 TRANSACTIONS



£527,500

BEACH GARDENS
PO20

£450,000

THE BRIDGEWAY
PO20

£450,000

ROBINSON CLOSE
PO20

HOUSE PRICE GROWTH OVER 1 YEAR AND 5 YEARS



+0%



+37%

STREET WITH MOST TRANSACTIONS IN LAST 3 MONTHS

MANOR ROAD, PO20

We'd love to hear from you at our branch. Get in touch!